


APPENDIX II

ABOVE/BELOW GRADE SQUARE FOOTAGE GUIDELINES

100% of the floor level must be Above Grade for any of that level to be Above Grade


NOTE: If property includes additional living space (garage apartment, guesthouse, cabin, etc) please note Above/Below Grade Square Footage in the listing Remarks.

TWO STORY HOUSE:



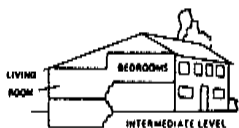

The 1st floor AND the 2nd floor are **Above Grade** & finished rooms in the basement are **Below Grade**.

SPLIT ENTRY HOUSE:



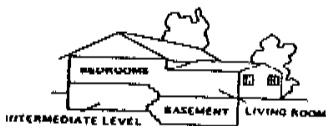
With the bi-level (or split entry) the upper level is **Above Grade** & the lower level is **Below Grade**.

SPLIT LEVEL HOUSE:



BACK-TO-FRONT SPLIT-LEVEL

With the example on the left, the bedrooms, living room and intermediate levels are **Above Grade**. The intermediate level is *at or above ground level*. The basement level is located *below ground level* and therefore **Below Grade**.



SIDE-TO-SIDE LEVEL

With the example on the left, the bedrooms and living room are **Above Grade**. The intermediate and basement levels have rooms that are located *below ground level*, therefore the intermediate and basement levels are **Below Grade**.

