



RANWW

Northwestern Wisconsin
Multiple Listing Service, Inc

NORTHWESTERN WI MLS LISTING ADD/EDIT PROCEDURES & POLICIES



MULTIPLE LISTING SERVICE
MLS

3460 Mall Drive Ste 5A
Eau Claire, WI 54701
Ph: 715.835.0923
Fx: 715.835.4621
Email: staff@ranww.org

TABLE OF CONTENTS

Status Definitions	3
Adding a New Listing	3
Closing a Listing	3
Non-MLS Selling Agent	3
FBSO (<i>For Sale by Owner</i>) Sales	3
Single Party Listings	4
Residential Listings	5-7
Vacant Land Listings	8-10
Commercial Listings	10-12
Multi-Family Listings	13-15
Farm Listings	16-18
Lease/Rent Directory	4, 18-20
Street Name Data Entry Standards	21
Areas & Definitions	22-23
Above & Below Grade Guidelines	24
Square Footage, Bedroom, Bath Guidelines	25

STATUS DEFINITIONS - MLS Rules & Regs Section 1.4, 1.5, 1.8 & 2.5 pertain to listing statuses; change of *any* status, withdrawals, expirations/extensions/renewals, and reporting sales to the MLS. Current MLS statuses and their definitions are:

ACTIVE (A) - property is listed with no offers, special provisions, including bump clause, and is available for showing
**Note 1.* “Available for showing” means that the property is available for scheduling showings in ShowingTime and otherwise, and cannot be blocked from scheduling showings. A seller may reject a particular showing due to their own schedule, but the property must be generally available for scheduling showings while in Active status. If the property is not available to show, then a different status must be selected.

ACTIVE OFFER – property is listed and has accepted offer* - *broker determines if listing should continue to appear on IDX sites by answering Y/N in IDX field*

ACTIVE BUMP (AB) – property has accepted offer with a Bump Clause*

Temporary Off Market (TOM)Property is listed but cannot be shown by anyone; property will not syndicate. Participants (Brokers)/Subscribers (Agents) MUST contact board office to request a Temporary Off Market Status; Status shall not exceed 30 days; Temporary Off Market status cannot be added within the first 14 days of obtaining all necessary signatures. If property needs to be off market longer than 30 days, the listing must be withdrawn.

**Note 1.* Temporary Off Market status must be requested using the Temporary off Market Status Request form.

PENDING (P)– property has accepted offer and seller has directed broker to stop marketing

WITHDRAWN (W) – property no longer available or submitted in more than one property class

SOLD (S)– property has closed

EXPIRED (X)– term of listing contract has ended; status automatically expires in MLS at end of listing term

EXPIRED OFFER – property has expired with accepted offer. Listing office must manually enter “Expired With Offer” in listing Remarks and/or Agent Remarks.

**By default all active statuses appear in search results for Active listings unless manually omitted from search criteria*

ADDING A NEW LISTING – The MLS provides Listing Input Forms and can be found [HERE](#) for all property classes: 1) **Residential**, 2) **Vacant Land**, 3) **Commercial/Industrial**, 4) **Multi-Family**, 5) **Farm**, 6)

Lease/Rent. Participant (broker) member agree to abide by **MLS Rules & Regs Section 1** that require “non-broker owned Residential, Vacant Land and Multi-Family (2-4 units) listings to be submitted to the MLS within 3 business days, after receipt of contract with all necessary signatures, excluding weekends and federal holidays.”

Most data fields are searchable. **To ensure accurate and complete search results, enter all information applicable to the property using the guidelines outlined in this document.** Each property class includes primary listing data, property features, showing information, directions, public and agent (private) remarks.

MLS NUMBERS are assigned automatically when listing data is completed and Submitted

A. PHOTO –

1. All listings require at least one photo to be uploaded when the listing is filed with the Multiple Listing Service.

a. For residential single family and multi-family units (2-family, 3-family, 4-family), the main/primary photo must be an actual photo of the home’s Exterior Elevation (not a clipart or facsimile image). (See MLS Policies & Definitions for further definition of acceptable images.)

b. Satellite or GIS images are permitted in the MLS, however satellite or GIS images are not permitted as the primary photo for residential property types.

c. For vacant land a satellite or GIS image may be the main/primary photo, however a photo of the actual property must also be submitted to the MLS to comply with N(1).

d. Facsimiles and/or floor plans are *only* allowed for properties yet to be built.

2. Submission of any photo to the MLS constitutes broker’s representation that broker has the authority to grant to the MLS a license to use the photo(s) as permitted under these rules and bylaws, including, but not limited to, publishing the photo in the MLS compilations and elsewhere the MLS data is authorized (such as statistical reports, IDX, and syndication). **No other use** is authorized by the participant. In the event of any litigation relating to the reproduction of the photo by the MLS, the broker agrees to indemnify and hold harmless the MLS.

3. Sellers may expressly direct that photos of their property not appear in the MLS. Such written direction must be signed by the seller and be available to the MLS.

STATUS - All listings entered in Matrix have an Active only status. Any listing with a status other than Active must be entered first as an Active listing; a Status Change must then be made under the Edit option.

SOLD: CLOSING A LISTING - When a property sells and title transfers from the seller to the buyer the status of the listing is changed to Sold (Closed) in the MLS. When the status changes to Sold (Closed), the following data fields must be completed:

CLOSING PRICE – selling price (amount recorded *on the transfer deed*)

CLOSING DATE - date of closing

SELLING AGENT USER ID - auto-completes when Agent Name is selected

SELLING AGENT NAME - auto completes when Listing Agent User ID is entered. *Do NOT use HOUSE AGENT.*

SELLING OFFICE CODE - auto completes when Listing Agent User ID is entered

SELLING OFFICE NAME - auto completes when Listing Agent User ID is entered

HOW SOLD – select appropriate response (*conventional, cash, etc*) from picklist

SELLER CONCESSIONS Y/N – if seller concessions, answer Yes, if not answer No

Seller Concessions – enter brief explanation of concessions (ie: \$2000 closing costs, etc)

NON-MLS SELLING AGENT – in the Last Name field in Agent Lookup, type **Non*** for Non-MLS, Other Companies

FSBO SALES – A For-Sale-By-Owner property that is sold by an NWWMLS participant or subscriber may be entered into the MLS for comparable purposes. Complete data information and adherence to NWWMLS policy must be observed, listing information must be inputted within 15 business days of sale of the property. Agent **MUST** contact the NWWMLS office within 24 hours of listing input; MLS staff will then update the status to SOLD and the listing agent to NON-MLS. Failure to comply with these listing procedures will result in withdrawal of the listing

SINGLE PARTY LISTINGS – listings taken by a broker that are not offered for co-broke may only be entered into the MLS after the property closes.

LEASE/RENT DIRECTORY - Lease/Rent Directory allows brokers/agents to enter/find Residential and/or commercial properties available for lease or rent for clients and/or customers. **All compensation is negotiated outside of MLS.**

For Rent Example:

- a) Seller A has relocated, home not yet sold. Seller A willing to rent out home on short-term basis. Broker A enters Seller A's home in Lease/Rent Directory.
- b) Broker B's client is moving to the area, seeking home to rent short-term. Broker B searches Lease/Rent Directory, finds Seller A's home.
- c) Broker B contacts Broker A, compensation is negotiated outside MLS. Parties enter successful rental agreement. Broker A **closes** property in Lease/Rent Directory.

For Lease Example:

- a) Broker A's client has retail space for lease. Broker A enters client's retail space into Lease/Rent Directory.
- b) Broker B's client is looking for retail space to lease. Broker B searches Lease/Rent Directory, finds Broker A's property.
- c) Broker B contacts Broker A, compensation is negotiated outside MLS. Parties enter successful lease agreement. Broker A **closes** property in Lease/Rent Directory.

NOTE: These properties may also be available for Sale. If so, they may be entered in Residential and Commercial classes, respectively.

ATTACHMENTS may be uploaded for Lease/Rent properties. *MLS recommends* a Compensation Form (either MLS form or own design) be uploaded for each Lease/Rent property entered into Directory.

SHOWINGTIME includes properties in the Lease/Rent Directory

CMAs may include properties in the Lease/Rent Directory

MARKETWATCH, HOTSHEETS, MY LISTINGS include Lease/Rent properties

LIST PRICE entered **MUST** be the **monthly rent or lease** being charged (ie: enter 800 if Rent is \$800 per month; enter 2500 if Lease is \$2500 per month)

LISTING ADD/EDIT is similar to all other property classes. Specific data fields are available for Residential and Commercial sub-types.

MLS NUMBERS are generated for Lease/Rent properties

PHOTOS may be uploaded for properties in the Lease/Rent Directory. A maximum of 25 per property is allowed.

CONTACTS/EMAIL NOTIFICATION function as in all other property classes (Residential, Multi-Family, etc)

SEARCHES may be conducted for Lease/Rent properties under Lease/Rent Search and Cross Property Search

STATUSES include Active *only*, Withdrawn, Expired and Sold (Closed) only; Lease/Rent properties will auto-expire as all other property classes.

RESIDENTIAL Class
All fields in CAPITALS are required

GENERAL tab

LIST PRICE – enter full gross listing price stated in the listing contract in *full dollar amount **only*** (150000, etc) *no other characters (\$,commas, periods)*

LIST DATE – list date of contract

EXPIRATION DATE – expiration date of contract

SUB AGENT COMM – percentage or flat dollar fee to be paid *sub agent*. Enter **numbers only**, *no other characters (\$, %)*

BUYERS AGENT COMM – percentage or flat dollar fee to be paid *buyer agent*. Enter **numbers only**, *no other characters (\$, %)*

VARIABLE Y/N – is there a variable commission (*less commission if listing broker is selling broker, higher commission if co-broker*)? Answer Yes or No

EXCEPTIONS Y/N – are there exceptions (*protected buyers*) to the listing? Answer Yes or No

AUCTION Y/N – is the property being offered for sale at auction? Answer Yes or No

REO Y/N - is the property bank owned (*title has transferred from seller to bank*)? Answer Yes or No

SHORT SALE - is the property a short sale? Answer Yes or No

INCOME PRODUCING Y/N – does property have rental history making it attractive to investors? Answer Yes or No

LIMITED SERVICE Y/N – is this a limited service listing? Answer Yes or No

ELECTRONIC CONSENT Y/N – does seller agree to all three of the following conditions, 1) the use of electronic documents, 2) email delivery and 3) electronic signatures? Answer Yes or No

LISTING CONTRACT TYPE – select **Exclusive Right to Sell** or **Exclusive Agency**

OWNER – owner's name **MUST be entered**. If property is bank owned, owner's name may be entered as CORPORATE, BANK or BANK OWNED. *This is the ONLY exception to owner name requirement.*

STREET NUMBER – house or fire number of property

Street Directional – if street address contains a direction (North First St), select appropriate direction (N = North, S = South, SE = Southeast, NW = Northwest, etc) from picklist

Street Type – select appropriate street type (avenue, court, road, street, etc) from picklist.

Unit # - if property has a Unit number, enter it; if not, leave field blank

Subdivision – if the property is located in a Subdivision, enter the *name* of the subdivision *only*

CITY – *mailing address* of city where the property is located

Twp – name of township **only**. Do NOT include township, twsp, twp, etc in this field. There's a separate field for section/township/range information.

COUNTY – select county *property is located in* from picklist

STATE – select state property is located in from picklist

ZIP CODE – enter zip code of property's mailing address

TAX YEAR – enter year most current tax information is available

TAXES – enter amount of taxes for current tax year. *If property is being divided* and tax amount is unknown, enter 0 and note in Agent Remarks that tax amount is TBD (*to be determined*)

TAX ID – enter tax ID number of property. *If property is being divided* and tax ID is to be determined, enter original tax ID number, noting in Agent Remarks that new Tax IDs are pending. This allows for accurate DOM and CDOM calculation. For multiple tax IDs, see below

Additional Tax IDs – for parcels with multiple tax IDs, enter any additional tax IDs in this field

AREA – select correct MLS area (Hayward Schl District, EC-Southside, etc)

Note 1: *Many MLS areas are defined by school district. If property is located within a school district defined in the MLS, property must be entered in that area*

Note 2: *See Appendix II for definition*

SCHOOL DISTRICT – **Area** field **MUST be completed prior** to completing this field. Picklist is dependent on area chosen in **Area** field (*If Area is 59-Douglas County, school district choices are Maple, Solon Springs, South Shore, Superior or Webster*)

RESIDENTIAL PROPERTY TYPE – select appropriate type from picklist (Single Family, Condo, etc)

Style – select appropriate style from picklist (1 story, multi-level, chalet, manufactured, etc)

APX YR BUILT – if year built is unknown, enter **1500** (*rationale: no structure in area is that old*)

MANUFACTURED – is it a manufactured home? Answer Yes or No. *Manufactured homes must be disclosed* in the MLS and are *defined as* one that has a steel frame underneath OR contains a HUD plate on interior/exterior of building

CONDO – is it a condo? Answer Yes or No. Condos **must be disclosed** in the MLS.

Age Restricted Y/N – Answer Yes if residents must meet age requirement for residency

Restrictive Covenants Y/N – are there restrictive covenants? Answer Yes or No*

**Any other supporting documents related to the property (CSMs, floor plans, aerial maps, etc) may uploaded as a listing supplement*

Association Y/N – is there an association? Answer Yes or No

Assoc Fee – if there is an association fee, enter fee amount

Fee Cycle – how often is the association fee due? Select M (Monthly), Q (Quarterly) or A (Annual)

Home Dimensions – enter **exterior** measurements. If home is rectangular or square enter dimensions in the first two fields only (24x40, etc), *leave remaining fields blank*. If home is *not* rectangular or square (L-shaped or an addition has been added), additional measurements are added in second measurement field (24x40 + 12x14, etc)

GARAGE TYPE – enter garage type (attached, detached, etc) from picklist

GARAGE CAPACITY – enter number of stalls (1,2,3, etc) from picklist

Lot Size – enter size of lot. If lot is rectangular or square enter dimensions in first two fields (100x160) only, *leave remaining fields blank*. If lot is *not* rectangular or square (L-shaped, etc), additional measurements are added in second measurement field (100x160 + 60x80, etc)

ACREAGE – enter amount of acres (*hint: sq ft divided by 43,560 = acreage*)

Common Y/N – is there a common area? Answer Yes or No

WATERFRONT Y/N – is this waterfront property? Answer Yes or No

Note: must have water frontage or direct access (*including easement rights*) to water to answer Y (Yes). *If field is marked Y, all waterfront related fields that follow are required.*

Seasons – select 3-season or 4-season from picklist

Wtr Frt Ft – enter number of feet in the frontage

Lake Size – enter lake size in acres

Lake Depth – enter maximum depth of lake, for rivers enter 0 (zero)

Note: *Lake information can be located at <http://dnr.wi.gov/lakes/maps/>*

Lake/River Name – enter **name ONLY** of the body of water ONLY. Do NOT include such words as LAKE, RIVER, CREEK, POND, etc in this field. Two or more names to be separated by forward slash (/) (ie: Abe/Big) with no spaces

Waterfront Type – select type (lake, pond, creek, river, etc) from picklist

Own Frntg Y/N – does seller own frontage? Answer Yes or No

Deeded Access Y/N – is there deeded access to the water? Answer Yes or No

Easement Y/N – is there an easement to the water? Answer Yes or No.

CONDITION REPORT Y/N – condition reports for all properties (*except when not required by law*) **must** uploaded as listing supplement

Access Features Report Y/N – has Access Features Report been completed? Answer Yes or No*

**Any other supporting documents related to the property (CSMs, floor plans, aerial maps, etc) may be faxed and/or uploaded with the Condition Report*

APX FIN ABOVE GRADE – include finished, heated space only

Note: See Appendix III & IV for explanation/clarification

APX FIN BELOW GRADE - include finished, heated space only

Note: See Appendix III & IV for explanation/clarification

APX UNFIN ABOVE GRADE – include unfinished and/or unheated space only

Note: See Appendix III & IV for explanation/clarification

Note: See Appendix III & IV for explanation/clarification

APX UNFIN BELOW GRADE - include unfinished and/or unheated space only

NOTE: APX FIN (total) SQFT and APX UNFIN (total) SQFT are *automatically calculated from the numbers entered above* and appear only on displays, not in add/edit screens.

Seller Financing Y/N – Answer Yes or No

Seller Fin Remarks – enter brief comment

VOW Y/N – if seller *directs the listing broker* not to advertise the listing *anywhere on the Internet*, including the listing broker's website, answer No; if the seller wants their listing to appear on internet sites, answer Yes

VOW AVM Y/N – If seller does not want their property compared to other properties on a VOW AVM (automated valuation marketing) answer No; if the seller has no objections, answer Yes

VOW Blog Y/N – if seller *does not* want other consumers to comment on their property on a VOW blog, answer No; if seller has no objections, answer Yes

Internet Address Display Y/N – if seller wants their property address displayed on internet sites, answer Yes; if not, answer No

Realtor.com Y/N – should listing appear on <http://realtor.com>? Answer Yes or No

Syndication – MLS sends listing data to other websites at the direction of the listing broker; select sites listing data should go to from the picklist

IDX Y/N – should listing appear on other broker web sites as part of IDX? Answer Yes or No

IDX Public Comments Y/N – will seller allow consumers to post comments on their property on a broker IDX site, if broker allows public comment answer Yes or No. Note: *Default answer is No.*

Virtual Y/N – is there a virtual tour available of the property? Answer Yes or No

Virtual Tour URL – if Yes, enter web address (http://_____) of the virtual tour only. *Virtual tours must be unbranded (no contact information, no agent photos, etc). YouTube virtual/video tubes are prohibited from being published through the MLS. Channel creation and/or surrounding ads violate the no-self-promotion rule of the MLS.*

ROOM INFORMATION tab

BEDROOMS – enter number of bedrooms from picklist

Note: See Appendix III & IV for explanation/clarification

FULL BATHS – enter number of full baths (*sink, stool, and either tub or shower*) from picklist

PARTIAL BATHS - enter number of partial baths (*sink and stool only*) from picklist

Note: See Appendix III & IV for explanation/clarification

Add rooms selecting the description of the room from the picklist; room size; level; and flooring as needed. NOTE: Living Room, Kitchen and 1 Bedroom are required by MLS Rules & Regs.

Level – enter L for Lower Level, M for Main Level, U for Upper Level

Est Size – enter dimensions of the room (12x14, etc)

Flr – enter flooring type from picklist available

FEATURES tab

Features in mustard yellow are required and must be completed before the system will successfully Save the listing and assign an MLS number (*do not exceed the maximum number of choices for each coded feature listed*)

BASEMENT, COOLING, Driveway, ELECTRIC, Excluded, EXTERIOR, Fireplace, FOUNDATION, FUEL SOURCE, HEATING, Included, New Construction, Occupancy, Outbuildings, Patio/Deck, SEWER, SHOWING INSTRUCTIONS, WATER, Water Heater, Waterfront (*required on Waterfront properties*), Zoning.

DIRECTIONS/REMARKS/LEGAL tab

DIRECTIONS – enter starting point (From Hayward”, “From intersection of 1st St & Main St”, etc) then directions to property (Hwy B, left on Main, right on 1st) **MLS Rules require directions**

Agent Remarks – **not intended for Public Use**. Use to describe showing procedures (*don't let cat out, lockbox located on side garage door, etc*)

Secure Showing Instructions – enter any confidential regarding showing of the property; content in this field is displayed only in ShowingTime

Public Remarks – Comments **will appear** on IDX and are intended for Public information. Do NOT repeat number of bedrooms, baths, acreage, etc. These details have been noted previous fields. Use Remarks to enhance property (perennial gardens, outdoor lighting, private entrance, etc) not re-state number of bedrooms, baths, acreage, etc

Legal Description – enter legal description of the property

Listings in Other MLSs Y/N – if this property appears in neighboring MLSs (Northstar, etc) answer Y (Yes). If not, answer N (No).

Other MLS Listing #s – if property is listed in another MLS, enter the listing number(s) separated by commas, if more than one

AGENT INFORMATION tab

LIST AGENT – auto-completes when List Agent Name is selected

LIST AGENT NAME – auto completes when List Agent is entered. **Do NOT use HOUSE AGENT.** (MLS Rules & Regs Section 1.2 **require listing agent's name**)

LIST OFFICE ID – auto completes when List Agent is entered

LIST OFFICE NAME – auto completes when List Agent is entered

VACANT LAND Class

All fields in CAPITALS are required

GENERAL tab

LIST PRICE – enter full gross listing price stated in the listing contract in *full dollar amount* (150000, etc) *no dollar (\$)* signs, commas or periods

LIST DATE – list date of contract

EXPIRATION DATE – expiration date of contract

SUB AGENT COMM – percentage or flat dollar fee to be paid *sub agent*. Enter **numbers only**, no \$ or % signs.

BUYERS AGENT COMM – percentage or flat dollar fee to be paid *buyer agent*. Enter **numbers only**, no \$ or % signs.

VARIABLE Y/N – is there a variable commission (*less commission if listing broker is selling broker, higher commission if co-broker*)? Answer Yes or No

EXCEPTIONS Y/N – are there exceptions (*protected buyers*) to the listing? Answer Yes or No

AUCTION Y/N – is the property being offered for sale at auction? Answer Yes or No

REO Y/N - is the property bank owned (*title has transferred from seller to bank*)? Answer Yes or No

SHORT SALE - is the property a short sale? Answer Yes or No

Use Value Assessment – has land been assessed under the Use Value system? Answer Yes or No

LIMITED SERVICE Y/N – is this a limited service listing? Answer Yes or No

ELECTRONIC CONSENT Y/N – does seller agree to all three of the following conditions, 1) the use of electronic documents, 2) email delivery and 3) electronic signatures? Answer Yes or No.

LISTING CONTRACT TYPE – select **Exclusive Right to Sell** or **Exclusive Agency**

OWNER – owner's name **MUST be entered**. If property is bank owned, the owner's name may be entered as CORPORATE, BANK or BANK OWNED. *This is the ONLY exception.*

STREET NUMBER – house or fire number of property

Street Directional – if street address contains a direction (North First St), select appropriate direction (N = North, S = South, SE = Southeast, NW = Northwest, etc) from picklist

Street Type – select appropriate street type (avenue, court, road, street, etc) from picklist.

Subdivision – if the property is located in a Subdivision, enter the *name* of the subdivision *only*

CITY – *mailing address* of the city where the property is located

Twp – name of township **only**. Do NOT include township, twsp, twp, etc in this field. There's a separate field for section/township/range information.

COUNTY – select county *property is located in* from the picklist

STATE – select state in *property is located in* from picklist

ZIP CODE – enter zip code of property's mailing address

TAX ID – enter tax ID number of property. *If property is being divided* and tax ID is to be determined, enter original tax ID number, noting in Agent Remarks that new Tax IDs are pending. This allows for accurate DOM and CDOM calculation. For multiple tax IDs, see below

Additional Tax IDs – for parcels with multiple tax IDs, enter any additional tax IDs in this field

TAXES – enter amount of taxes for current tax year. If property is being divided and tax amount is unknown, enter 0 in this field and note in Agent Remarks that tax amount is TBD (*to be determined*)

TAX YEAR – enter year most current tax information is available

AREA – select correct MLS area (Hayward Schl District, EC-Southside, etc)

Note 1: *Many MLS areas are defined by school district. If property is located within a school district defined in the MLS, property must be entered in that area*

Note 2: *See Appendix II for definition*

SCHOOL DISTRICT – Area field **MUST be completed prior** to completing this field. Picklist is dependent on area chosen in Area field (*If Area is 59-Douglas County, school district choices are Maple, Solon Springs, South Shore, Superior or Webster*)

LAND PROPERTY TYPE – select appropriate type from picklist (residential lot, commercial lot, etc)

Lot Size – enter size of lot. If lot is rectangular or square enter dimensions only in the first two fields (100x160, etc) and leave remaining fields blank. If lot is *not* rectangular or square (L-shaped, etc), additional measurements can be added in the second measurement field, (100x160 + 60x80, etc)

ACREAGE – enter amount of acres (*hint: divide lot size sq ft by 43,560 for acreage*)

Sec/Twp/Rng – enter in the following format: S___/T___/R___ (S13/T24/R8, etc)

Seasons – select 3-season or 4-season from picklist

Restrictive Covenants Y/N– are there restrictive covenants? Answer Yes or No*

**Any other supporting documents related to the property (CSMs, floor plans, aerial maps, etc) may uploaded as a listing supplement*

Plat Y/N – is property platted? Answer Yes or No

Road Access Y/N – is there road access to property? Answer Yes or No

Non-conforming Y/N – is lot non-conforming? Answer Yes or No

WATERFRONT Y/N – is this waterfront property. Answer Yes or No

Note: *must have water frontage or direct access (including easement rights) to water to answer Y (Yes) . If field is marked Y, all waterfront related fields that follow are required.*

Common Y/N – is there a common area? Answer Yes or No

Wtr Frt Ft – enter number of feet in the frontage

Lake Size – enter lake size in acres

Lake Depth – enter maximum depth of lake, for rivers enter 0 (zero)

Note: *Lake information can be located at <http://dnr.wi.gov/lakes/maps/>*

Lake/River Name – enter **name ONLY** of the body of water ONLY. Do NOT include such words as LAKE, RIVER, CREEK, POND, etc in this field. Two or more names to be separated by forward slash (/) (ie: Abe/Big) with no spaces

Waterfront Type – select type (lake, pond, creek, river, etc) from the picklist

Own Frntg Y/N – does seller own frontage? Answer Yes or No

Deeded Access Y/N – is there deeded access to the water? Answer Yes or No

Easement Y/N– is there an easement to the water? Answer Yes or No

Access Features Report Y/N – has this form been completed and uploaded as a listing attachment? Answer Yes or No

CONDITION REPORT Y/N– condition reports for all properties (*except when not required by law*) **must** uploaded as listing supplement

Seller Financing Y/N – Answer Yes or No

Seller Fin Remarks – enter brief comment

VOW Y/N – if seller *directs the listing broker* not to advertise the listing *anywhere on the Internet*, including the listing broker's website, answer No; if seller wants their listing to appear on internet sites, answer Yes

VOW AVM Y/N – If seller does not want their property compared to other properties on a VOW AVM (automated valuation marketing) answer No; if the seller has no objections, answer Yes

VOW Blog Y/N – if seller *does not* want other consumers to comment on their property on a VOW blog, answer No; if seller has no objections, answer Yes

Internet Address Display Y/N – if seller wants their property address displayed on internet sites, answer Yes; if not, answer No

Realtor.com Y/N – should listing appear on <http://realtor.com/>? Answer Yes or No

Syndication – MLS sends listing data to other websites at the direction of the listing broker; select sites listing data should go to from the picklist

IDX Y/N – should listing appear on other broker web sites as part of IDX? Answer Yes or No

IDX Public Comments Y/N – will seller allow consumers to post comments on their property on a broker IDX site, if broker allows public comment answer Yes or No. Note: *Default answer is No.*

Virtual Y/N – is there a virtual tour available of the property? Answer Yes or No

Virtual Tour URL – if Yes, enter web address (http://_____) of the virtual tour only. *Virtual tours must be unbranded (no contact information, no agent photos, etc).* **YouTube** virtual/video tubes are prohibited from being published through the MLS. *Channel creation and/or surrounding ads violate the no-self-promotion rule of the MLS.*

FEATURES tab

Features in mustard yellow are required and must be completed before the system will successfully Save the listing and assign an MLS number (*do not exceed the maximum number of choices for each coded feature listed*)

Fencing, Occupancy, SEWER, SHOWING INSTRUCTIONS, Soil Type, TERRAIN, UTILITIES, WATER, Waterfront (*required on Waterfront properties*), Zoning

DIRECTIONS/REMARKS/LEGAL tab

DIRECTIONS – enter starting point (From Hayward”, “From intersection of 1st St & Main St”, etc) then directions to property (Hwy B, left on Main, right on 1st) **MLS Rules require directions**

Agent Remarks – **not intended for Public Use.** Use to describe showing procedures (*don't let cat out, lockbox located on side garage door, etc*)

Secure Showing Instructions – enter any confidential regarding showing of the property; content in this field is displayed only in ShowingTime

Public Remarks – Comments **will appear** on IDX and are intended for Public information. Do NOT repeat number of bedrooms, baths, acreage, etc. These details have been noted previous fields. Use Remarks to enhance property (perennial gardens, outdoor lighting, private entrance, etc) not re-state number of bedrooms, baths, acreage, etc

Legal Description – enter legal description of the property

Listings in Other MLSs Y/N – if this property appears in neighboring MLSs (Northstar, etc) answer Y (Yes). If not, answer N (No).

Other MLS Listing #s – if property is listed in another MLS, enter the listing number(s) separated by commas, if more than one

AGENT INFORMATION tab

LIST AGENT – auto-completes when List Agent Name is selected

LIST AGENT NAME – auto completes when List Agent is entered. **Do NOT use HOUSE AGENT.** (*MLS Rules & Regs Section 1.2 require listing agent's name*)

LIST OFFICE ID – auto completes when List Agent is entered

LIST OFFICE NAME – auto completes when List Agent is entered

COMMERCIAL/INDUSTRIAL Class

All fields in CAPITALS are required

GENERAL tab

LIST PRICE – enter full gross listing price stated in the listing contract in *full dollar amount* (150000, etc) *no dollar (\$) signs, commas or periods*

LIST DATE – list date of contract

EXPIRATION DATE – expiration date of contract

SUB AGENT COMM – percentage or flat dollar fee to be paid *sub agent.* Enter **numbers only**, no \$ or % signs.

BUYERS AGENT COMM – percentage or flat dollar fee to be paid *buyer agent.* Enter **numbers only**, no \$ or % signs.

VARIABLE Y/N – is there a variable commission (*less commission if listing broker is selling broker, higher commission if co-broke*)? Answer Yes or No

EXCEPTIONS Y/N – are there exceptions (*protected buyers*) to the listing? Answer Yes or No

AUCTION Y/N – is the property being offered for sale at auction? Answer Yes or No

REO Y/N - is the property bank owned (*title has transferred from seller to bank*)? Answer Yes or No

SHORT SALE - is the property a short sale? Answer Yes or No

LIMITED SERVICE Y/N – is this a limited service listing. Answer Yes or No.

ELECTRONIC CONSENT Y/N – does seller agree to all three of the following conditions, 1) the use of electronic documents, 2) email delivery and 3) electronic signatures? Answer Yes or No.

LISTING CONTRACT TYPE – **select Exclusive Right to Sell or Exclusive Agency**

OWNER – owner's name **MUST be entered**. If the property is bank owned, the owner's name may be entered as CORPORATE, BANK or BANK OWNED. *This is the ONLY exception.*

STREET NUMBER – house or fire number of property

Street Directional – if street address contains a direction (North First St), select appropriate direction (N = North, S = South, SE = Southeast, NW = Northwest, etc) from picklist

Street Type – select appropriate street type (avenue, court, road, street, etc) from picklist.

Unit # - if property has a Unit number, enter it; if not, leave field blank

Subdivision – if the property is located in a Subdivision, enter the *name* of the subdivision *only*

CITY – *mailing address* of city where property is located

Twp – name of township **only**. Do NOT include township, twsp, twp, etc in this field. There's a separate field for section/township/range information.

COUNTY – select county *property is located in* from picklist

STATE – select state *property is located in* from picklist

ZIP CODE – enter zip code of property's mailing address

TAX ID – enter tax id number of property. *If property is being divided* and tax id is to be determined, enter original tax ID number, noting in Agent Remarks that new Tax IDs are pending. This allows for accurate DOM and CDOM calculation. For multiple tax IDs, see below

Additional Tax IDs – for parcels with multiple tax IDs, enter any additional tax IDs in this field

TAXES – enter amount of taxes for current tax year. If property is being divided and tax amount is unknown, enter 0 in this field and note in Agent Remarks that tax amount is TBD (*to be determined*)

TAX YEAR – enter year most current tax information is available

AREA – select correct MLS area (Hayward Schl District, EC-Southside, etc)

Note 1: *Many MLS areas are defined by school district. If property is located within a school district defined in the MLS, property must be entered in that area*

Note 2: *See Appendix II for definition*

SCHOOL DISTRICT – Area field **MUST be completed prior** to completing this field. Picklists is dependent on area chosen in Area field (*If Area is 59-Douglas County, school district choices are Maple, Solon Springs, South Shore, Superior or Webster*)

COMMERCIAL PROPERTY TYPE – select appropriate type from picklist (RE Only, Bus Only, etc)

ACREAGE – enter amount of acres (*hint: divide lot size sq ft by 43,560 for acreage*)

Lot Size – enter size of lot. If lot is rectangular or square enter dimensions only in the first two fields, (100x160, etc) *and leave remaining fields blank*. If lot is *not* rectangular or square (L-shaped, etc), additional measurements can be added in the second measurement field, (100x160 + 60x80, etc)

Building Dimensions - enter **exterior** measurements of building. If building is rectangular or square enter dimensions only in the first two fields (24x40, etc) *and leave remaining fields blank*. If building is *not* rectangular or square (i.e.: L-shaped or an addition has been added), additional measurements can be added in the second measurement field (24x40 + 12x14, etc)

Other Buildings – list any other buildings included (storage shed, etc)

Parking Area – enter dimensions or capacity (60x60 or 120 stalls, etc)

Sidewall height – enter height of building's sidewalls

Sprinkler Y/N – is there a sprinkler system? Answer Yes or No.

Service Amps – enter amperage (220, etc) of electric service available

3-Phase Power - make appropriate selection (at building, etc) from picklist

APX FIN ABOVE GRADE – include finished, heated space only

Note: *See Appendix III & IV for explanation/clarification*

APX FIN BELOW GRADE - include finished, heated space only

NOTE: APX FIN (total) SQFT and APX UNFIN (total) SQFT are *automatically calculated from the numbers entered above* and appear only on displays, not in add/edit screens.

Common Y/N – is there a common area? Answer Yes or No.

WATERFRONT Y/N – is this waterfront property? Answer Yes or No

Note: *must have water frontage or direct access (including easement rights) to water to answer Y (Yes). If field is marked Y, all waterfront related fields that follow are required.*

Seasons – select 3-season or 4-season from picklist

Wtr Frt Ft – enter number of feet in the frontage

Lake Size – enter lake size in acres

Lake Depth – enter maximum depth of lake, for rivers enter 0 (zero)

Note: Lake information can be located at <http://dnr.wi.gov/lakes/maps/>

Lake/River Name – enter **name ONLY** of the body of water ONLY. Do NOT include such words as LAKE, RIVER, CREEK, POND, etc in this field. Two or more names to be separated by forward slash (/) (ie: Abe/Big) with no spaces

Waterfront Type – select type (lake, pond, creek, river, etc) from picklist

Own Frntg Y/N – does seller own the frontage? Answer Yes or No

Restrictive Covenants Y/N– are there restrictive covenants? Answer Yes or No*

**Any other supporting documents related to the property (CSMs, floor plans, aerial maps, etc) may uploaded as a listing supplement*

Deeded Access Y/N – is there deeded access to the water? Answer Yes or No

Easement Y/N – is there an easement to the water? Answer Yes or No

Note: See Appendix III & IV for explanation/clarification

CONDITION REPORT Y/N– condition reports for all properties (*except when not required by law*) **must** uploaded as listing supplement

Current Occupant – name or business type (Anderson Floral, office supply company, etc)

Terms – enter terms of current occupancy (month to month, etc) from menu choices

Seller Financing – Answer Yes or No

Seller Fin Remarks – enter brief comment

VOW Y/N – if seller *directs the listing broker* not to advertise the listing *anywhere on the Internet*, including the listing broker's website, answer No; if seller wants their listing to appear on internet sites, answer Yes

VOW AVM Y/N – If seller does not want their property compared to other properties on a VOW AVM (automated valuation marketing) answer No; if seller has no objections, answer Yes

VOW Blog Y/N – if seller *does not* want other consumers to comment on their property on a VOW blog, answer No; if seller has no objections, answer Yes

Internet Address Display Y/N – if seller wants their property address displayed on internet sites, answer Yes; if not, answer No

Realtor.com Y/N – should listing appear on <http://realtor.com/>? Answer Yes or No

Syndication – MLS sends listing data to other websites at the direction of the listing broker; select sites listing data should go to from the picklist

IDX Y/N – should listing appear on other broker web sites as part of IDX? Answer Yes or No

IDX Public Comments Y/N – will seller allow consumers to post comments on their property on a broker IDX site, if broker allows public comment answer Yes or No. *Note: Default answer is No.*

Virtual Y/N – is there a virtual tour available of the property? Answer Yes or No

Virtual Tour URL – if Yes, enter web address (http://_____) of the virtual tour only. *Virtual tours must be unbranded (no contact information, no agent photos, etc). YouTube virtual/video tubes are prohibited from being published through the MLS. Channel creation and/or surrounding ads violate the no-self-promotion rule of the MLS.*

DOORS tab

For each door, enter a number (1,2,3, etc); enter length and width or door; is there a Loading Dock at that door? Answer Yes or No. Add additional doors as required for the property

FEATURES tab

Features in mustard yellow are required and must be completed before the system will successfully Save the listing and assign an MLS number (*do not exceed the maximum number of choices for each coded feature listed*)

BASEMENT, COMMERCIAL SUB-TYPE, COOLING, EXTERIOR CONSTRUCTION, Exterior Features, Foundation, Fuel Source, HEATING, Interior Features, OCCUPANCY, Roads, SHOWING INSTRUCTIONS, Zoning.

DIRECTIONS/REMARKS/LEGAL tab

DIRECTIONS – *enter starting point* (From Hayward", "From intersection of 1st St & Main St", etc) then directions to property (Hwy B, left on Main, right on 1st) **MLS Rules require directions**

Agent Remarks – **not intended for Public Use**. Use to describe showing procedures (*don't let cat out, lockbox located on side garage door, etc*)

Secure Showing Instructions – enter any confidential regarding showing of the property; content in this field is displayed only in ShowingTime

Public Remarks – Comments *will appear* on IDX and are intended for Public information. Do NOT repeat number of bedrooms, baths, acreage, etc. These details have been noted previous fields. Use Remarks to enhance property (perennial gardens, outdoor lighting, private entrance, etc) not re-state number of bedrooms, baths, acreage, etc

Legal Description – enter legal description of the property

Listings in Other MLSs Y/N – if this property appears in neighboring MLSs (Northstar, etc) answer Y (Yes). If not, answer N (No).

Other MLS Listing #s – if property is listed in another MLS, enter the listing number(s) separated by commas, if more than one

AGENT INFORMATION tab

LIST AGENT – auto-completes when List Agent Name is selected

LIST AGENT NAME – auto completes when List Agent is entered. *Do NOT use HOUSE AGENT. (MLS Rules & Regs Section 1.2 require listing agent's name)*

LIST OFFICE ID – auto completes when List Agent is entered

LIST OFFICE NAME – auto completes when List Agent is entered

MULTI-FAMILY Class

All fields in CAPITALS are required

GENERAL tab

LIST PRICE – enter full gross listing price stated in the listing contract in *full dollar amount* (150000, etc) *no dollar (\$)* signs, commas or periods

LIST DATE – list date of contract

EXPIRATION DATE – expiration date of contract

SUB AGENT COMM – percentage or flat dollar fee to be paid *sub agent*. Enter **numbers only**, no \$ or % signs.

BUYERS AGENT COMM – percentage or flat dollar fee to be paid *buyer agent*. Enter **numbers only**, no \$ or % signs.

VARIABLE Y/N – is there a variable commission (*less commission if listing broker is selling broker, higher commission if co-broke*)? Answer Yes or No

EXCEPTIONS Y/N – are there exceptions (*protected buyers*) to the listing? Answer Yes or No

AUCTION Y/N – is the property being offered for sale at auction? Answer Yes or No

REO Y/N - is the property bank owned (*title has transferred from seller to bank*)? Answer Yes or No

SHORT SALE - is the property a short sale? Answer Yes or No

LIMITED SERVICE Y/N – is this a limited service listing? Answer Yes or No

ELECTRONIC CONSENT Y/N – does seller agree to all three of the following conditions, 1) the use of electronic documents, 2) email delivery and 3) electronic signatures? Answer Yes or No.

LISTING CONTRACT TYPE – select **Exclusive Right to Sell** or **Exclusive Agency**

OWNER – owner's name **MUST be entered**. If the property is bank owned, the owner's name may be entered as CORPORATE, BANK or BANK OWNED. *This is the ONLY exception.*

STREET NUMBER – house or fire number of property

Street Directional – if street address contains a direction (North First St), select appropriate direction (N = North, S = South, SE = Southeast, NW = Northwest, etc) from picklist

Street Type – select appropriate street type (avenue, court, road, street, etc) from picklist. **Unit #** - if property has a Unit number, enter it; if not, leave field blank

Subdivision – if the property is located in a Subdivision, enter the *name* of the subdivision *only*

CITY – *mailing address* of city where *property is located*

Twp – name of township **only**. Do NOT include township, twsp, twp, etc in this field. There's a separate field for section/township/range information.

COUNTY – select county *property is located in* from picklist

STATE – select state *property is located in* from picklist

ZIP CODE – enter zip code of property's mailing address

TAX ID – enter tax id number of property. *If property is being divided* and tax id is to be determined, enter original tax ID number, noting in Agent Remarks that new Tax IDs are pending. This allows for accurate DOM and CDOM calculation. For multiple tax IDs, see below

Additional Tax IDs – for parcels with multiple tax IDs, enter any additional tax IDs in this field
TAXES – enter amount of taxes for current tax year. If property is being divided and tax amount is unknown, enter 0 in this field and note in Agent Remarks that tax amount is TBD (*to be determined*)
TAX YEAR – enter year most current tax information is available

AREA – select correct MLS area (Hayward Schl District, EC-Southside, etc)

Note 1: *Many MLS areas are defined by school district. If property is located within a school district defined in the MLS, property must be entered in that area*

Note 2: *See Appendix II for definition*

SCHOOL DISTRICT – Area field **MUST be completed prior** to completing this field. Picklist is dependent on area chosen in Area field (*If Area is 59-Douglas County, school district choices are Maple, Solon Springs, South Shore, Superior or Webster*)

MULTIFAMILY PROPERTY TYPE – select appropriate type from picklist (Duplex, Triplex, etc)

APX YR BUILT – if year built is unknown, enter **1500**

Age Restricted Y/N – Answer Yes if residents must meet age requirement for residency

Home Dimensions – enter **exterior** measurements of building. If building is rectangular or square enter dimensions only in the first two fields (24x40, etc) *and leave remaining fields blank*. If building is *not* rectangular or square (L-shaped, addition has been added, etc), additional measurements can be added in the second measurement field (24x40 + 12x14, etc)

Lot Size – enter size of lot. If lot is rectangular or square enter dimensions only in the first two fields (100x160, etc) *and leave remaining fields blank*. If lot is *not* rectangular or square (L-shaped, etc), additional measurements can be added in the second measurement field (100x160 + 60x80, etc)

Coin Laundry Y/N – is there a coin laundry on premises? Answer Yes or No

Owned/Leased – is coin laundry owned or leased? Select *Machines Owned* or *Machines Leased*

Common Y/N – is there a common area? Answer Yes or No

WATERFRONT Y/N – is this waterfront property? Answer Yes or No

Note: must have water frontage or direct access (including easement rights) to water to answer Y
(*Yes. If field is marked Y, all waterfront related fields that follow are required.*)

Seasons – select 3-season or 4-season from picklist

Wtr Frt Ft – enter number of feet in frontage

Lake Size – enter lake size in acres

Lake Depth – enter maximum depth of lake, for rivers enter 0 (zero)

Note: *Lake information can be located at <http://dnr.wi.gov/lakes/maps/>*

Lake/River Name – enter **name ONLY** of the body of water ONLY. Do NOT include such words as LAKE, RIVER, CREEK, POND, etc in this field. Two or more names to be separated by forward slash (/) (ie: Abe/Big) with no spaces

Waterfront Type – select the type (lake, pond, creek, river, etc) from picklist

Own Frntg Y/N – does seller own frontage? Answer Yes or No

Deeded Access Y/N – is there deeded access to the water? Answer Yes or No

Easement Y/N – is there an easement to the water? Answer Yes or No.

CONDITION REPORT Y/N– condition reports for all properties (*except when not required by law*) **must** uploaded as listing supplement

Restrictive Covenants Y/N– are there restrictive covenants? Answer Yes or No*

**Any other supporting documents related to the property (CSMs, floor plans, aerial maps, etc) may uploaded as a listing supplement*

APX FIN ABOVE GRADE – include finished, heated space only

Note: See Appendix III & IV for explanation/clarification

APX FIN BELOW GRADE - include finished, heated space only.

Note: See Appendix III & IV for explanation/clarification

APX UNFIN ABOVE GRADE – include unfinished and/or unheated space only

Note: See Appendix III & IV for explanation/clarification

APX UNFIN BELOW GRADE - include unfinished and/or unheated space only

Note: See Appendix III & IV for explanation/clarification

NOTE: APX FIN (total) SQFT and APX UNFIN (total) SQFT are *automatically calculated from the numbers entered above* and appear only on displays, not in add/edit screens.

Seller Financing Y/N – Answer Yes or No

Seller Fin Remarks – enter brief comment

VOW Y/N – if seller *directs the listing broker* not to advertise the listing *anywhere on the Internet*, including the listing broker's website, answer No; if seller wants their listing to appear on internet sites, answer Yes

VOW AVM Y/N – If seller does not want their property compared to other properties on a VOW AVM (automated valuation marketing) answer No; if the seller has no objections, answer Yes
VOW Blog Y/N – if seller *does not* want other consumers to comment on their property on a VOW blog, answer No; if seller has no objections, answer Yes
Internet Address Display Y/N – if seller wants their property address displayed on internet sites, answer Yes; if not, answer No
Realtor.com Y/N – should listing appear on <http://realtor.com>? Answer Yes or No
Syndication – MLS sends listing data to other websites at the direction of the listing broker; select sites listing data should go to from the picklist
IDX Y/N – should listing appear on other broker web sites as part of IDX? Answer Yes or No
IDX Public Comments Y/N – will seller allow consumers to post comments on their property on a broker IDX site, if broker allows public comment answer Yes or No. Note: *Default answer is No.*

Virtual Y/N – is there a virtual tour available of the property? Answer Yes or No
Virtual Tour URL – if Yes, enter web address (http://_____) of the virtual tour only. *Virtual tours must be unbranded (no contact information, no agent photos, etc).* **YouTube** virtual/video tubes are prohibited from being published through the MLS. *Channel creation and/or surrounding ads violate the no-self-promotion rule of the MLS.*

UNITS tab

For each unit in the building, enter the following information (see Unit# on previous page for information on entering properties with multiple units):

Unit Number (1,2,3,4,etc)

BR – enter number of bedrooms in each unit

Note: See Appendix III & IV for explanation/clarification

Full BA – enter number of full baths in each unit

Note: See Appendix III & IV for explanation/clarification

Half BA – enter number of half (partial) baths in each unit

Note: See Appendix III & IV for explanation/clarification

Rent – enter amount of rent

Mthly/Yrly – enter MTHLY if rent amount is per month; enter YRLY if rent amount is per year

Car Storage – enter number of parking stalls per unit

Apx SqFt – enter approximate square footage of unit

Unit Remarks – include any features specific to each unit (appliances, fireplace, room air, etc)

Note: Complete as many unit fields as there are units. For properties with less than 8 units enter 0 in BR and Rent fields to complete listing data. For properties with more than 8 units, note in Agent Remarks that “details of additional units are available from listing broker”.

FEATURES tab

Features in mustard yellow are required and must be completed before the system will successfully Save the listing and assign an MLS number (do not exceed the maximum number of choices for each coded feature listed)

BASEMENT, COOLING, Driveway, ELECTRIC, Excluded, EXTERIOR, Fireplace, FOUNDATION, FUEL SOURCE, HEATING, Included, New Construction, Occupancy, Outbuildings, Patio/Deck, SEWER, SHOWING INSTRUCTIONS, WATER, Water Heater, Zoning.

DIRECTIONS/REMARKS/LEGAL tab

DIRECTIONS – enter starting point (From Hayward”, “From intersection of 1st St & Main St”, etc) then directions to property (Hwy B, left on Main, right on 1st) **MLS Rules require directions**

Agent Remarks – **not intended for Public Use.** Use to describe showing procedures (*don't let cat out, lockbox located on side garage door, etc*)

Secure Showing Instructions – enter any confidential regarding showing of the property; content in this field is displayed only in ShowingTime

Public Remarks – Comments **will appear** on IDX and are intended for Public information. Do NOT repeat number of bedrooms, baths, acreage, etc. These details have been noted previous fields. Use Remarks to enhance property (perennial gardens, outdoor lighting, private entrance, etc) not re-state number of bedrooms, baths, acreage, etc

Legal Description – enter legal description of the property

Listings in Other MLSs Y/N – if this property appears in neighboring MLSs (Northstar, etc) answer Y (Yes). If not, answer N (No).

Other MLS Listing #s – if property is listed in another MLS, enter the listing number(s) separated by commas, if more than one

AGENT INFORMATION tab

LIST AGENT – auto-completes when List Agent Name is selected

LIST AGENT NAME – auto completes when List Agent is entered. Do **NOT** use *HOUSE AGENT*. (MLS Rules & Regs Section 1.2 **require** listing agent's name)

LIST OFFICE ID – auto completes when List Agent is entered

LIST OFFICE NAME – auto completes when List Agent is entered

FARM Class

All fields in CAPITALS are required

GENERAL tab

LIST PRICE – enter full gross listing price stated in the listing contract in *full dollar amount* (150000, etc) *no dollar (\$)* signs, commas or periods

LIST DATE – list date of contract

EXPIRATION DATE – expiration date of contract

SUB AGENT COMM – percentage or flat dollar fee to be paid *sub agent*. Enter **numbers only**, no \$ or % signs.

BUYERS AGENT COMM – percentage or flat dollar fee to be paid *buyer agent*. Enter **numbers only**, no \$ or % signs.

VARIABLE Y/N – is there a variable commission (*less commission if listing broker is selling broker, higher commission if co-broke*)? Answer Yes or No

EXCEPTIONS Y/N – are there exceptions (*protected buyers*) to the listing? Answer Yes or No

AUCTION Y/N – is the property being offered for sale at auction? Answer Yes or No

REO Y/N - is the property bank owned (*title has transferred from seller to bank*)? Answer Yes or No

SHORT SALE - is the property a short sale? Answer Yes or No

Use Value Assessment – (tax break for owners of agricultural land) Has land been assessed under the use value system. Answer Yes or No

LIMITED SERVICE Y/N – is this a limited service listing? Answer Yes or No

ELECTRONIC CONSENT Y/N – does seller agree to all three of the following conditions, 1) the use of electronic documents, 2) email delivery and 3) electronic signatures? Answer Yes or No.

LISTING CONTRACT TYPE – select **Exclusive Right to Sell** or **Exclusive Agency**

OWNER – owner's name **MUST be entered**. If the property is bank owned, the owner's name may be entered as CORPORATE, BANK or BANK OWNED. *This is the ONLY exception.*

STREET NUMBER – house or fire number of property

Street Directional – if street address contains a direction (North First St), select appropriate direction (N = North, S = South, SE = Southeast, NW = Northwest, etc) from picklist

Street Type – select appropriate street type (avenue, court, road, street, etc) from picklist.

Unit # - if property has a Unit number, enter it; if not, leave field blank

Subdivision – if the property is located in a Subdivision, enter the *name* of the subdivision *only*

CITY – *mailing address* of city where *property is located*

Twp – name of township **only**. Do NOT include township, twsp, twp, etc in this field. There's a separate field for section/township/range information.

COUNTY – select county *property is located in* from picklist

STATE – select state *property is located in* from picklist

ZIP CODE – enter zip code of property's mailing address

TAX ID – enter tax id number of property. *If property is being divided* and tax id is to be determined, enter original tax ID number, noting in Agent Remarks that new Tax IDs are pending. This allows for accurate DOM and CDOM calculation. For multiple tax IDs, see below

Additional Tax IDs – for parcels with multiple tax IDs, enter any additional tax IDs in this field

TAXES – enter amount of taxes for current tax year. If property is being divided and tax amount is unknown, enter 0 in this field and note in Agent Remarks that tax amount is TBD (*to be determined*)

TAX YEAR – enter year most current tax information is available

AREA – select correct MLS area (Hayward Schl District, EC-Southside, etc)

Note 1: *Many MLS areas are defined by school district. If property is located within a school district defined in the MLS, property must be entered in that area*

Note 2: *See Appendix II for definition*

SCHOOL DISTRICT – Area field **MUST be completed prior** to completing this field. Picklist is dependent on area chosen in Area field (*If Area is 59-Douglas County, school district choices are Maple, Solon Springs, South Shore, Superior or Webster*)

FARM PROPERTY TYPE – select appropriate type from picklist (hobby, operating)

Sec/Twp/Rng – enter in the following format: S__/T__/R__ (S13/T24/R8, etc)

APX YR BUILT – if year built is unknown, enter **1500**

BEDROOMS – enter number of bedrooms from picklist

Note: See Appendix III & IV for explanation/clarification

FULL BATHS – enter number of full baths (*sink, stool, and either tub or shower*) from picklist

Note: See Appendix III & IV for explanation/clarification

PARTIAL BATHS - enter the number of partial baths (*sink and stool only*) from the picklist

Note: See Appendix III & IV for explanation/clarification.

GARAGE TYPE – enter garage type (attached, detached, etc) from picklist

GARAGE CAPACITY – enter number of stalls (1,2,3, etc) from picklist

Home Dimensions – enter **exterior** measurements of home. If home is rectangular or square enter dimensions only in the first two fields (24x40, etc) *and leave remaining fields blank*. If home is *not* rectangular or square (L-shaped, addition has been added, etc), additional measurements can be added in second measurement field (24x40 + 12x14, etc)

Lot Size – enter size of lot. If lot is rectangular or square enter dimensions only in the first two fields (100x160, etc) *and leave remaining fields blank*. If lot is *not* rectangular or square (L-shaped, etc), additional measurements can be added in the second measurement field (100x160 + 60x80, etc)

APX FIN ABOVE GRADE – include finished, heated space only

Note: See Appendix III & IV for explanation/clarification

APX FIN BELOW GRADE - include finished, heated space only

Note: See Appendix III & IV for explanation/clarification

NOTE: APX FIN (total) SQFT and APX UNFIN (total) SQFT are *automatically calculated from the numbers entered above* and appear only on displays, not in add/edit screens.

ACREAGE – enter total number of acres (**Note:** decimal point is in place for amounts such as 40.3) (*hint: divide lot size sq ft by 43,560 for acreage*)

Tillable acreage – enter number of tillable acres

Pasture acreage – enter number of acres in pasture

Wood acreage – enter number of wooded acres

Note: Total acreage is auto-calculated and appears on displays, not on add/edit screens

Farm Equipment/Fixtures – enter any farm equipment/fixtures (hay elevator, arena, etc) that are included in listing contract

Common Y/N – is there a common area? Answer Yes or No

WATERFRONT Y/N – is this waterfront property. Answer Yes or No

Note: must have water frontage or direct access (*including easement rights*) to water to answer Y (Yes). *If field is marked Y, all waterfront related fields that follow are required.*

Seasons – select 3-season or 4-season from picklist

Wtr Frt Ft – enter number of feet in frontage

Lake Size – enter lake size in acres

Lake Depth – enter maximum depth of lake, for rivers enter 0 (zero)

Note: Lake information can be located at <http://dnr.wi.gov/lakes/maps/>

Lake/River Name – enter **name ONLY** of the body of water ONLY. Do NOT include such words as LAKE, RIVER, CREEK, POND, etc in this field. Two or more names to be separated by forward slash (/) (ie: Abe/Big) with no spaces

Waterfront Type – select type (lake, pond, creek, river, etc) from picklist

Own Frntg Y/N – does seller own the frontage? Answer Yes or No

Deeded Access Y/N – is there deeded access to the water? Answer Yes or No

Easement Y/N – is there an easement to the water? Answer Yes or No

CONDITION REPORT Y/N– condition reports for all properties (*except when not required by law*) **must** uploaded as listing supplement

Restrictive Covenants Y/N– are there restrictive covenants? Answer Yes or No*

**Any other supporting documents related to the property (CSMs, floor plans, aerial maps, etc) may uploaded as a listing supplement*

Leased Y/N – is any acreage leased? Answer Yes or No

Gov Prgms – list any government subsidy programs that may apply

Lease Desc – briefly describe leases, if any

Seller Financing Y/N – Answer Yes or No

Seller Fin Remarks – enter brief comment

VOW Y/N – if seller *directs the listing broker* not to advertise the listing *anywhere on the Internet*, including the listing broker's website, answer No; if seller wants their listing to appear on internet sites, answer Yes

VOW AVM Y/N – If seller does not want their property compared to other properties on a VOW AVM (automated valuation marketing) answer No; if the seller has no objections, answer Yes

VOW Blog Y/N – if seller *does not* want other consumers to comment on their property on a VOW blog, answer No; if seller has no objections, answer Yes

Internet Address Display Y/N – if seller wants their property address displayed on internet sites, answer Yes; if not, answer No

Realtor.com Y/N – should listing appear on <http://realtor.com>? Answer Yes or No

Syndication – MLS sends listing data to other websites at the direction of the listing broker; select sites listing data should go to from the picklist

IDX Y/N – should listing appear on other broker web sites as part of IDX? Answer Yes or No

IDX Public Comments Y/N – will seller allow consumers to post comments on their property on a broker IDX site, if broker allows public comment answer Yes or No. Note: *Default answer is No.*

Virtual Y/N – is there a virtual tour available of the property? Answer Yes or No

Virtual Tour URL – if Yes, enter web address (http://_____) of the virtual tour only. *Virtual tours must be unbranded (no contact information, no agent photos, etc).* **YouTube** virtual/video tubes are prohibited from being published through the MLS. *Channel creation and/or surrounding ads violate the no-self-promotion rule of the MLS.*

FEATURES tab

Features in mustard yellow are required and must be completed before the system will successfully Save the listing and assign an MLS number (*do not exceed the maximum number of choices for each coded feature listed*)

Basement, COOLING, Driveway, ELECTRIC, Excluded, EXTERIOR, FARM SUB-TYPE, Fireplace, Foundation, FUEL SOURCE, HEATING, Included, New Construction, Occupancy, Outbuildings, Patio/Deck, SEWER, SHOWING INSTRUCTIONS, SOIL TYPE, TERRAIN, WATER, Water Heater, Zoning.

DIRECTIONS/REMARKS/LEGAL tab

DIRECTIONS – enter starting point (From Hayward”, “From intersection of 1st St & Main St”, etc) then directions to property (Hwy B, left on Main, right on 1st) **MLS Rules require directions**

Agent Remarks – **not intended for Public Use.** Use to describe showing procedures (*don't let cat out, lockbox located on side garage door, etc*)

Secure Showing Instructions – enter any confidential regarding showing of the property; content in this field is displayed only in ShowingTime

Public Remarks – Comments **will appear** on IDX and are intended for Public information. Do NOT repeat number of bedrooms, baths, acreage, etc. These details have been noted previous fields. Use Remarks to enhance property (perennial gardens, outdoor lighting, private entrance, etc) not re-state number of bedrooms, baths, acreage, etc

Legal Description – enter legal description of the property

Listings in Other MLSs Y/N – if this property appears in neighboring MLSs (Northstar, etc) answer Y (Yes). If not, answer N (No).

Other MLS Listing #s – if property is listed in another MLS, enter the listing number(s) separated by commas, if more than one

AGENT INFORMATION tab

LIST AGENT – auto-completes when List Agent Name is selected

LIST AGENT NAME – auto completes when List Agent is entered. **Do NOT use HOUSE AGENT.** (*MLS Rules & Regs Section 1.2 require listing agent's name*)

LIST OFFICE ID – auto completes when List Agent is entered

LIST OFFICE NAME – auto completes when List Agent is entered

LEASE/RENT Directory *All fields in CAPITALS are required*

GENERAL tab

LIST PRICE – enter the **monthly** rent or lease amount being charged in *full dollar amount* (150000, etc) *no dollar (\$)* signs, commas or periods

LIST DATE – list date of contract

EXPIRATION DATE – expiration date of contract

LEASE Y/N – is property available for lease? Answer Yes or No

RENT Y/N – is property available for rent? Answer Yes or No

COMPENSATION Y/N – is compensation is being offered to a cooperating broker? Answer Yes or No

COMPENSATION SCHEDULE Y/N – have details of compensation, lease type/terms, etc been uploaded to the MLS? Answer Yes or No

ELECTRONIC CONSENT Y/N – does seller agree to all three of the following conditions, 1) the use of electronic documents, 2) email delivery and 3) electronic signatures? Answer Yes or No.

OWNER – owner’s name **MUST be entered**. If property is bank owned, owner’s name may be entered as CORPORATE. *This is the ONLY exception*

STREET NUMBER – house or fire number of property

Street Directional – if street address contains a direction (North First St), select appropriate direction (N = North, S = South, SE = Southeast, NW = Northwest, etc) from picklist

Street Type – select appropriate street type (avenue, court, road, street, etc) from picklist. **Unit #** - if property is a condo and has a Unit number, enter the number

Subdivision – if the property is located in a Subdivision, enter the *name* of the subdivision *only*

CITY – *mailing address* of city where property is located

Twp – name of township **only**. Do NOT include township, twsp, twp, etc in this field. There’s a separate field for section/township/range information.

COUNTY – select county *property is located in* from picklist

STATE – select state *property is located in* from picklist

ZIP CODE – enter zip code of property’s mailing address

AREA – select correct MLS area (Hayward Schl District, EC-Southside, etc)

Note 1: Many MLS areas are defined by school district. If property is located within a school district defined in the MLS, property must be entered in that area

Note 2: See Appendix II for definition

SCHOOL DISTRICT – Area field **MUST be completed prior** to completing this field. Picklist is dependent on area chosen in Area field (*If Area is 59-Douglas County, school district choices are Maple, Solon Springs, South Shore, Superior or Webster*)

SUB-TYPE – enter **Commercial or Residential**

STYLE – select appropriate style from menu choices (single family, 2-4 family, above 4 family, industrial, office, retail)

STUDENT HOUSING Y/N – is property a student housing facility? Answer Yes or No

Availability date – enter date the property will be available

APX YR BUILT – if year built is unknown, enter **1500**

APX FIN SQFT – *enter total finished square footage*

Acreage – enter amount of acres

Note: Following fields available for RESIDENTIAL SUB-TYPE only:

Security Deposit Required Y/N – is a security deposit required? Answer Yes or No

Security Deposit Amount – if a security deposit is required, enter the amount

Handicap Access Y/N – is the property handicap accessible? Answer Yes or No

Coin Laundry Y/N – is there a coin laundry on site? Answer Yes or No

SMOKERS – are smokers allowed? Answer Yes or No

INCOME LIMITED Y/N – is there an income limit for individuals who can occupy the property? Answer Yes or No

Terms – enter the terms of the rental from picklist (mnth to mnth, yearly, other)

Garage Capacity – enter number of stalls (1,2,3, etc) from picklist

Parking – select appropriate style from picklist (garage, off street, on street, other)

Pets - enter the number of pets allowed to reside on the property from picklist (no pets, cats only, cats only + fee, cats & small dogs only, cats & small dogs only + fee, negotiable, other)

Note : “+fee” indicates pets are allowed but additional fees apply

Bedrooms – enter number of bedrooms from picklist *Note: See Appendix III & IV*

Full Baths – enter number of full baths from picklist (*sink, stool, and either tub or shower*)

Partial Baths - enter number of partial baths from picklist (*sink and stool only*) *Note: See Appendix III & IV*

Note: Following fields available for COMMERCIAL SUB-TYPE only:

Lease Required Y/N – is a lease required? Answer Yes or No

Lease Term – enter lease term of the rental from picklist (other, owner occupied, tenant w/least, vacant, varied/multi-tenants)

Current Occupant – if property is occupied, enter name of occupant

Parking Area Capacity – enter dimensions or capacity (60x60 or 120 stalls, etc)

Sprinkler Y/N – is there a sprinkler system? Answer Yes or No.

Sidewall Height – enter height of building's sidewalls

of Loading Docks – enter the number of loading docks

Service Amps – enter amperage (220, etc) of electric service available

3-Phase Power - select from menu choices (at building, etc)

Virtual Y/N – is there a virtual tour available of the property? Answer Yes or No

Virtual Tour URL – if Yes was entered in above field, enter web address (http://_____) of the virtual tour only. *Virtual tours must be unbranded (no contact information, no agent photos, etc). YouTube virtual/video tubes are prohibited from being published through the MLS. Channel creation and/or surrounding ads violate the no-self-promotion rule of the MLS.*

FEATURES tab

Features in mustard yellow are required and must be completed before the system will successfully Save the listing and assign an MLS number (*do not exceed the maximum number of choices for each coded feature listed*)

BASEMENT, COOLING, ELECTRIC, EXTERIOR, Exterior Features, FOUNDATION, FUEL SOURCE, HEATING, Interior Features, Rent Includes, Utilities Included, Maintenance Includes, OCCUPANCY, SEWER, WATER, Showing Instructions.

DIRECTIONS/REMARKS/LEGAL tab

DIRECTIONS – enter starting point (From Hayward”, “From intersection of 1st St & Main St”, etc) then directions to property (Hwy B, left on Main, right on 1st) **MLS Rules require directions**

Agent Remarks – **not intended for Public Use.** Use to describe showing procedures (*don't let cat out, lockbox located on side garage door, etc*)

Secure Showing Instructions – enter any confidential regarding showing of the property; content in this field is displayed only in ShowingTime

Public Remarks – Comments **will appear** on IDX and are intended for Public information. Do NOT repeat number of bedrooms, baths, acreage, etc. These details have been noted previous fields. Use Remarks to enhance property (perennial gardens, outdoor lighting, private entrance, etc) not re-state number of bedrooms, baths, acreage, etc

Legal Description – enter legal description of the property

Listings in Other MLSs Y/N – if this property appears in neighboring MLSs (Northstar, etc) answer Y (Yes). If not, answer N (No).

Other MLS Listing #s – if property is listed in another MLS, enter the listing number(s) separated by commas, if more than one

AGENT INFORMATION tab

LIST AGENT – auto-completes when List Agent Name is selected

LIST AGENT NAME – auto completes when List Agent is entered. **Do NOT use HOUSE AGENT.** (*MLS Rules & Regs Section 1.2 require listing agent's name*)

LIST OFFICE ID – auto completes when List Agent is entered

LIST OFFICE NAME – auto completes when List Agent is entered

Street Name Data Entry Standards

To create accurate property history and complete/successful search results, please follow the *Data Entry Standards* listed below:

Do NOT include periods or other punctuation/symbols (commas, apostrophes, pound signs, etc) **in any street name**

Lot Numbers: enter Lot, then space, then lot number (i.e.: Lot 1)

No Lot Numbers: if there is no number in the address, or no lot number, enter **0** (zero) in the address Number field. Do **NOT** enter **x, xx, xxx**; do **NOT** enter the acreage amounts.

Street NAMES should be spelled out in their entirety.

County Road should be spelled out in its entirety.

Numbered streets (ie: First St) should be entered as only numbers: 1st, 2nd, 3rd, 4th, etc. In the event that a numbered street name includes fractions, please enter the number, followed by a space, then the fraction: 27 1/4

Streets with Directions (ie: 123 North Raven Ave). The house **number** 123 is entered in the Number field, the street **Direction** (North) is entered as **N** in the **Dir** field, Raven Ave is entered in the **Street** field.

For Address inputting examples click [HERE](#). If you have more questions, feel free to contact Tricia at 715-838-0923 or email at Tricia@ranww.org.

Section/Township/Range: enter **S** for *section*, then the **section number**; enter **T** for township, then the **township number**, enter **R** for range, then the **range number**; separate *each* by a forward slash (/) as follows: **S12/T24/R13**)

MLS AREAS Numeric Order

Areas

Definition of properties located within:

(schl dist=SCHOOL DISTRICT)

01 EC Schl/Northside

Eau Claire schl dist; E/NE of Eau Claire & Chippewa rivers

- 02 EC Schl/Southside**
Eau Claire schl dist; S of Eau Claire & Chippewa rivers; N of I-94 (*N of I-94 description added 8/2010*)
- 03 EC Schl/Westside**
Eau Claire schl dist; W/NW of Eau Claire & Chippewa rivers; Town of Union E/NE of I-94 (*Town of Union description added 6/2011*)
- 04 Altoona Schl/City**
Altoona schl dist within Altoona city limits
- 05 EC Schl/Out**
Eau Claire schl dist outside Eau Claire city limits
- 06 Altoona Schl/Out**
Altoona schl dist outside Altoona city limits
- 07 EC Cnty/All Others**
Eau Claire county in schl dist other than Eau Claire (Mondovi, etc)
- 08 Chippewa Falls Schl/City**
Chippewa Falls schl dist within Chippewa Falls city limits
- 10 Pep, Buff, Trem**
Pepin, Buffalo, and Trempealeau counties
- 11 Jk, Mn, Ver, La**
Jackson, Monroe, Vernon and LaCrosse counties
- 12 Chippewa Falls Schl/Out**
Chippewa Falls Schl Dist outside Chippewa Falls city limits
- 13 Chippewa Cnty**
Chippewa County in schl districts other than Chippewa Falls (Bloomer, etc)
- 15 Menomonie Schl/City**
Menomonie Schl Dist within Menomonie city limits
- 16 Menomonie Schl/Out of City**
Menomonie Schl Dist outside Menomonie city limits
- 19 Elk Mound/Colfax**
Elk Mound/Colfax schl dist
- 20 Dunn Cnty/All Others**
Dunn County schl districts other than Menomonie (Boyceville, etc)
- 21 St Croix & Pierce**
St Croix and Pierce counties
- 28 Flambeau Schl Dist**
Flambeau schl district
- 29 Taylor & Clark**
Taylor and Clark counties
- 30 Chetek-Weyerhaeuser**
Chetek-Weyerhaeuser schl dist
- 31 Cameron Schl Dist**
Cameron schl dist
- 32 Barron Schl Dist**
Barron schl dist
- 33 Rice Lake Schl/City**
Rice Lake schl dist within Rice Lake city limits
- 34 Rice Lake Schl/Out**
Rice Lake schl dist outside of Rice Lake city limits
- 35 Barron/All Others**
Barron county (Prairie Farm, Clayton, etc)

APPENDIX II *cont*

- 36 Cumberland Schl Dist**
Cumberland schl dist
- 37 Turtle Lake Schl Dist**
Turtle Lake schl dist
- 38 Polk Cnty**
Polk County other than Turtle Lake schl dist (Osceola, Unity, etc)
- 40 Spooner Schl/City**
Spooner schl dist within Spooner city limits

- 43 **Shell Lake Schl/City**
Shell Lake schl dist within Shell Lake city limits
- 44 **Shell Lake Schl/Out**
Shell Lake schl dist outside of Shell Lake city limits
- 45 **Spooner Schl/Out**
Spooner schl dist outside Spooner city limits
- 46 **Hayward Schl Dist**
Hayward schl dist
- 47 **Birchwood Schl**
Birchwood schl dist
- 48 **Park Falls Schl Dist**
Park Falls schl dist
- 49 **Phillips Schl Dist**
Phillips schl dist
- 50 **All Others Sawyer**
Sawyer County other than Hayward schl dist (Winter, Glidden, etc)
- 51 **Ladysmith Schl**
Ladysmith schl dist
- 52 **Phillips/Price**
Phillips & Price counties other than Park Falls & Phillips schl dist (Prentice, etc)
- 53 **Siren Schl Dist**
Siren schl dist
- 54 **Burnett Cnty/Out**
Burnett County (Grantsburg, Webster, etc)
- 55 **All Others Rusk**
Rusk County (Bruce, Lake Holcombe, etc)
- 56 **Drummond Schl Dist**
Drummond schl dist
- 57 **Ashland/Bayfield**
Ashland and Bayfield counties
- 58 **Northwood Schl**
Northwood schl dist
- 59 **Douglas Cnty**
Douglas County (Solon Springs, etc)
- 60 **All Other WI Prop**
Other WI properties (Appleton, Marshfield, etc)
- 61 **All Other States**
States contiguous (bordering) to WI (Minnesota, Iowa, Illinois)


APPENDIX III

ABOVE/BELOW GRADE GUIDELINES

100% of the floor level must be Above Grade for any of that level to be Above Grade


NOTE: If property includes additional living space (garage apartment, guesthouse, cabin, etc) please note Above/Below Grade Square Footage in the listing Remarks.

TWO STORY HOUSE:



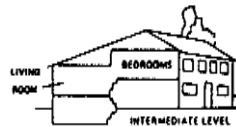

The 1st floor AND the 2nd floor are **Above Grade** & finished rooms in the basement are **Below Grade**.

SPLIT ENTRY HOUSE:



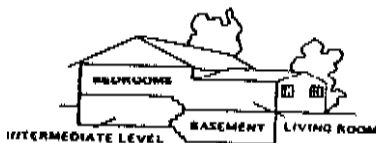
In a bi-level (or split entry) the upper level is **Above Grade** & the lower level is **Below Grade**.

SPLIT LEVEL HOUSE:



BACK-TO-FRONT SPLIT-LEVEL

In the example above, bedrooms, living room and intermediate levels are **Above Grade**. Intermediate level is *at or above ground level*. Basement level is located *below ground level* and therefore **Below Grade**.



SIDE-TO-SIDE LEVEL

In example above, bedrooms and living room are **Above Grade**. Intermediate and basement levels have rooms located *below ground level*, therefore intermediate and basement levels are **Below Grade**.

APPENDIX IV

NWW MLS Guidelines for Reporting Square Footage, Bedrooms, Baths

1. Measurements should be taken from the exterior of the house.
2. Square footage should include heated, finished areas only.
3. Enclosed porches, breezeways, etc., should be included in the Apx Fin Above or Below Square Footage fields *only* if heated and finished similar to the remainder of the house. Unheated or unfinished areas should be reported in the Apx Unfin Above or Below Square Footage.
4. Square footage should only include the area where *ceiling height is a minimum of 5'* (1.5 story or A-frame houses, for instance). Any part of the upper level with a ceiling height of *less than 5'* should **NOT** be included in the square footage.
5. Lower levels of bi-level, split level or walkouts should **NOT** be included as Above Grade Square Footage - they should be listed in Below Grade Square Footage.
6. Finished Below Grade Square Footage should include only areas that are finished in a style similar to the rest of the property and is *below grade*. *If an area is below grade and not finished or heated*, it should be reported in the Unfinished Below Grade square footage field.
7. Finished lower level bedrooms which meet state building code, occupancy requirements, (*adequate windows, egress*) may be included in the total number of bedrooms and should be included in Below Grade Square Footage.
8. A walk-through bedroom (*a room off another bedroom with no other access*) can be included in square footage fields **but not counted as a bedroom**.
9. A **FULL** bath has a sink, toilet and **either** a shower or tub. Baths with **only** a stool and sink are considered **HALF** baths. Any room with *less than* a stool and sink (stool, shower or sink only) should **NOT** be counted as a part bath but may be mentioned in the Remarks.

1 and 2 story houses

